


Last updated: 1/10/2019

Last updated: 1/15/2019



Last updated: 1/23/2019



Not
* T

Year and month in which the data were collected: October 2018

Note: Cells with N/A values do not require data.

Last updated: 6/1/2019


WCCUSD takes great effort to ensynsySDeta

Last updated: 1/15/2019

Year and month of the most recent FIT report: July 2018

Year and month of the most recent FIT report: July 2018

Last updated: 6/24/2019



Last updated: 1/23/2019

The SARC provides the following information relevant to the State priority: Other Pupil Outcomes (Priority 8):

- Pupil outcomes in the subject area of physical education

Note: Percentages are not calculated when the number of students tested is ten or less, either because the number of students in this category is too small for statistical accuracy or to protect student privacy.

Last updated: 1/23/2019

The SARC provides the following information relevant to the State priority: Pupil Engagement (Priority 5):

- High school dropout rates; and
- High school graduation rates

The SARC provides the following information relevant to the State priority: School Climate (Priority 6):

- Pupil suspension rates
- Pupil expulsion rates; and
- Other local measures on the sense of safety

Suspensions	17.4%	14.5%	17.7%	6.3%	5.9%	5.8%	3.7%	3.7%	3.5%
Expulsions	0.0%	0.0%	0.0%	0.0%	0.0%	0.0%	0.1%	0.1%	0.1%

Last updated: 1/23/2019

Last updated: 1/24/2019



The information in this section is required to be in the SARC but is not included in the state priorities for LCFF.

K	21.0	1	2	
1	21.0	1	2	
2	20.0	4		
3	20.0	1	2	
4	33.0			2
5	28.0		2	
6	26.0		2	
Other**	multi-grade level classes			

* Number of Classes indicates how many classes fall into each size category (by grade level or subject).

** Other category for multi-grade level classes

Last updated: 1/10/

Last updated: 1/9/2019

For detailed information on salaries, see the CDE Certificated Salaries & Benefits web page at <https://www.cde.ca.gov/ds/fd/cs/>.

Last updated: 1/23/2019

around reassessment in order to check in to see how their practices are affecting student learning. We have academic conferencing at least three times per year. Professional development for our staff is focused around the District Roadmap 2022, and our own site Theories of Action for Math, ELA and Climate and ELD. In addition to strengthening the reading/language arts and math instructional practices in the classrooms and school wide, there is a strong focus on personalized learning through the 1 to 1 tablet initiative, with an emphasis on self-directed learning with Khan Academy and Extra Math that provide progress-monitoring assessments

Teachers and other staff are provided with both on and off-site professional development in all standards based curriculum content areas. Beyond the content areas, professional development is provided in English Language Development, differentiated instruction and educational technology. In addition, training is made available in classroom management and the effective use of assessment data and teacher data teams in meeting the needs of all students. A primary goal of professional development is ensuring that all students are served by skilled, highly qualified teachers and that teachers are supported by strong, knowledgeable instructional leaders

Last updated: 1/15/2019